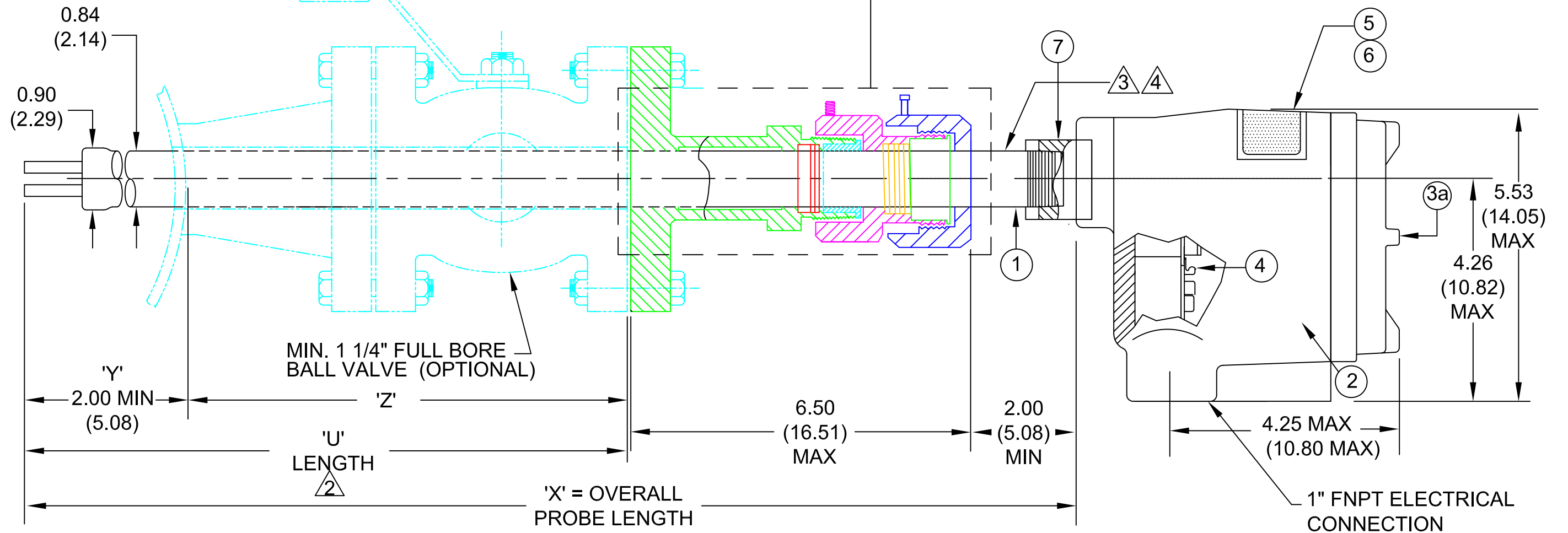



SEE DETAIL 'A' DWG. No.  
D15-814-RAAYYYAT-IXXXX-5



**NOTES:**

- 1. (1) to (16) see parts list (D15-814-RAAYYYAT-IXXXX-2)
- 2. Customer specified 'U' length. 'U' =
- 3. 4. Install top and bottom mounted units in horizontal pipe with flow arrow  $\longleftrightarrow$  parallel to flow direction.
- 5. Flange: Size: \_\_\_\_\_ Material: \_\_\_\_\_

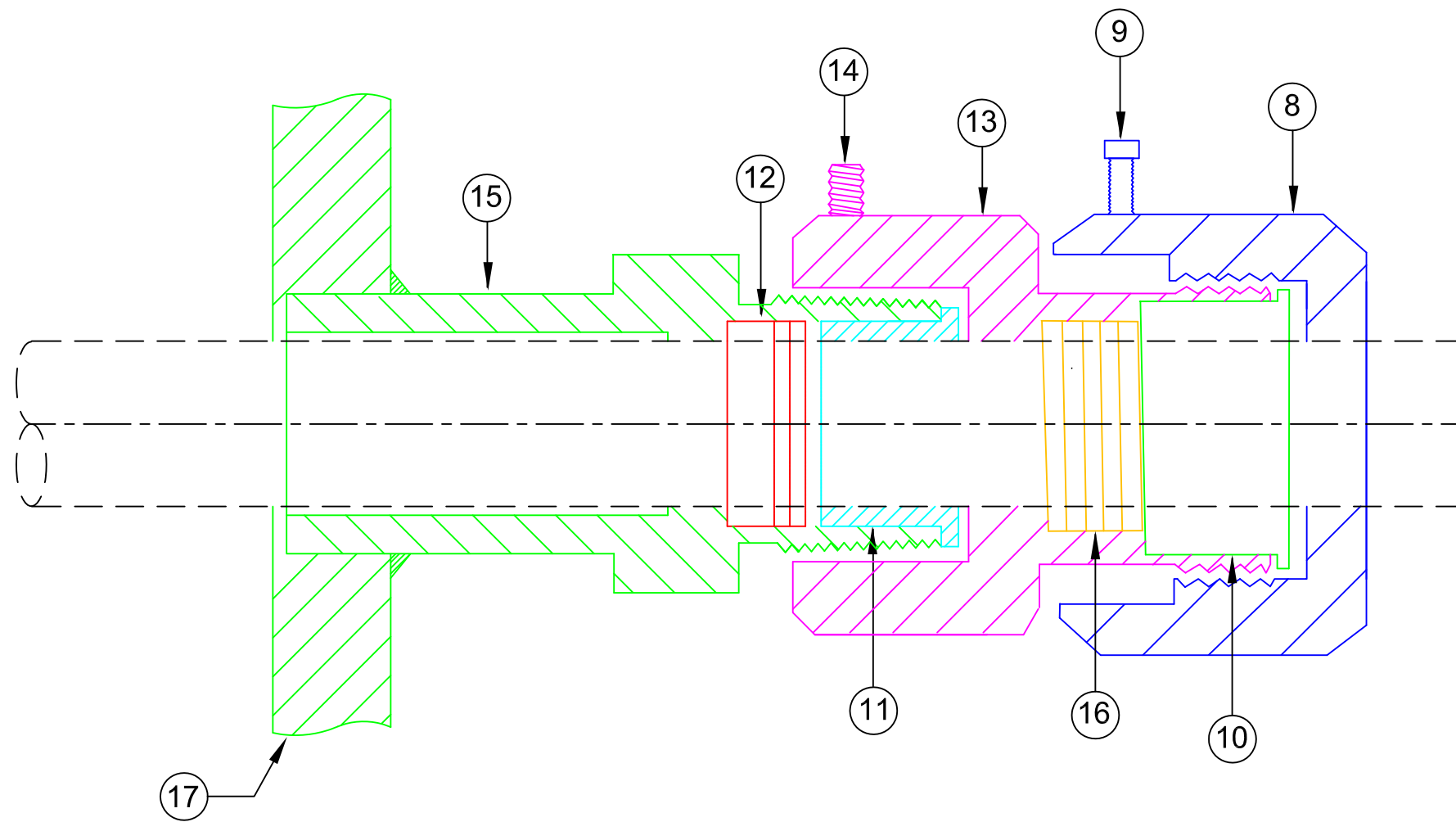
Information contained in this document is confidential and proprietary information of Telematic Controls Inc. This document may not be reproduced or distributed for any reason without express written permission of Telematic Controls Inc. All rights of design, invention and copyright are reserved.

APPROVALS		DATE			
DRN	MW	13MAY13			
CHKD	EC	21MAY13			
APP	TDH	03JUN13	<b>TITLE</b> CLASSIC 814 Series <b>Packing Gland - Flanged - 1" MNPT</b> Low Pressure (50 psi) Local Electronics		
All dimensions are shown in inches with cm shown in brackets  <b>TOLERANCES ARE:</b> DECIMALS      ANGLES .X ± 0.1            ±0.5° .XX ± 0.02 .XXX ± 0.007			SIZE A3	DWG NO. <b>D15-814-RAAYYYAT-IXXXX-1</b>	REV 2
SCALE NTS			SHEET 1 OF 3		

Rev	Description	App.	Date
0	Initial release	Webster	09May02
1	Edited text and dims		26Jan11
2	Changed footer note. Added confidential note. Modified Title box & Rev. Table, Changed note 2 & 3.	TDH	03Jun13

REFERENCE DWGS:
D15-814-RAAYYYAT-IXXXX-5
D15-814-RAAYYYAT-IXXXX-2



**NOTES:**


- 1. All components - 316 Stainless Steel (except packing)

Rev	Description	App.	Date
0	Initial release	Garland	14May98
1	Edited text		26Jan11
2	Changed footer note. Added confidential note. Modified Title, Title box, Rev. & Ref. Tables.	TDH	03Jun13

REFERENCE DWGS:	
Local: D15-814-RAAYYYAT-IXXXX-1	
Local: D15-814-RAAYYYAT-IXXXX-2	
Remote: D15-814-RAAYYYAT-IXXXX-3	
Remote: D15-814-RAAYYYAT-IXXXX-4	

Information contained in this document is confidential and proprietary information of Telematic Controls Inc. This document may not be reproduced or distributed for any reason without express written permission of Telematic Controls Inc. All rights of design, invention and copyright are reserved.

APPROVALS		DATE	
DRN	MW	13MAY13	
CHKD	EC	22MAY13	
APP	TDH	03JUN13	
All dimensions are shown in inches with cm shown in brackets  <b>TOLERANCES ARE:</b> DECIMALS                      ANGLES .X ± 0.1                              ±0.5° .XX ± 0.02 .XXX ± 0.007			<b>TITLE</b> CLASSIC 814 Series <b>Packing Gland - Flanged - 1" MNPT</b> Low Pressure (50 psi) Local / Remote Electronics: Detail 'A' Drawing
SIZE	DWG NO.	REV	
A3	D15-814-RAAYYYAT-IXXXX-5	2	
SCALE NTS		SHEET 2 OF 3	

ITEM	DESCRIPTION	PART NUMBER	QTY
*1	Sensor 1" MNPT	P22-RAAYYYAT-IXXXX-M	1
2	Flameproof Enclosure (1" x 1" FNPT)	N10-100A-E	1
3a	<input checked="" type="checkbox"/> Glass Lens Cover - Flameproof	M10-1G00	1
3b	<input type="checkbox"/> Blind Cover - Flameproof	M10-1B00	1
4	CLASSIC Electronics Module		
	(12 - 24 VDC, 115 - 230 VAC, 50 - 60 Hz)	L10-800-C-E	1
5	Nameplate, Foil	2400-0002	1
6	Nameplate, Overlay	2401-0001	1
7	Hardware Reducer 1" x 1/2"	2510-0031	1
***** ITEMS 8 THROUGH 17 REFER TO DWG D15-814-RAAYYYAT-IXXXX-5 (DETAIL 'A') *****			
8	Nut	2510-0413-2	1
9	Hex Cap Screw, 1/4" - 28 x 1/2" SS	2540-0020	2
10	Packing Follower	2510-0307-B	2
11	Seal Follower	2510-0304-B	1
12	Seal (U-Cup)	2510-0440	1
13	Nut w/Coupling	2510-0306-B	17"
14	Stainless Set Screw, 10 - 24 x 3/8" Allen	2540-0021	1
15	Sleeve	2510-0300-B	1
16	1/8" SQ. Teflon	Z2510-0429	1
17	Flange	YYY	1

**NOTES:**

\*1. a) **Sensor Assembly Selection Guide:**

P22-RAAYYYAT-IXXXX-M Where XXXX = Desired Probe 'U' Length.

eg. 'U' Length = 3.5" = P22-RAAYYYAT-I0035-M or 36" = P22-RAAYYYAT-I0360-M

b) I = Imperial (inches)

M = Metric (cm)


c) P22-RAAYYYAT-IXXXX-M (Where YYY = Code for type of flange)

eg. Flange = 1 1/2". 150# = (P22-RAA131AT-IXXXX-M) See flange list

Information contained in this document is confidential and proprietary information of Telematic Controls Inc. This document may not be reproduced or distributed for any reason without express written permission of Telematic Controls Inc. All rights of design, invention and copyright are reserved.

Rev	Description	App.	Date
0	Initial release	HO	15May02
1	Edited text		26Jan11
2	Changed footer note. Added confidential note. Modified Title box & Rev. Table. Added rows on table. Added opt. on Item7.	TDH	03Jun13

APPROVALS	DATE
DRN MW	13MAY13
CHKD EC	21MAY13
APP TDH	03JUN13



**KAYDEN**  
INSTRUMENTS

TITLE **Parts List - CLASSIC 814 Series**  
**Packing Gland - Flanged - 1" MNPT**  
Low Pressure (50 psi)  
Local Electronics

SIZE A3	DWG NO. D15-814-RAAYYYAT-IXXXX-2	REV 2
------------	-------------------------------------	----------

SCALE NTS SHEET 3 OF 3

All dimensions are shown in inches with cm shown in brackets

TOLERANCES ARE:

DECIMALS	ANGLES
.X ± 0.1	±0.5°
.XX ± 0.02	
.XXX ± 0.007	